



### District Report Card: 2017


<b>State:</b> Jammu And Kashmir	<b>District:</b> Kupwara
<b>Class:</b> 8	<b>Subject:</b> Language
<b>Schools:</b> 45	<b>Students:</b> 672


### Participation/Coverage


#### Students

<b>GENDER</b> 	Boys		Girls	
	Number	%	Number	%
	317	47.17	355	52.83

<b>AREA</b> 	Rural		Urban	
	Number	%	Number	%
	672	100.00	0	0.00

<b>CATEGORY</b> 	SC		ST		OBC		GEN	
	Number	%	Number	%	Number	%	Number	%
	1	0.15	160	23.81	155	23.07	356	52.98

<b>CWSN</b> 	LD	VI	HI	S&LD	ID	Oth
	0	3	0	1	0	10

<b>Management</b> 	Government		Government-aided	
	Number	%	Number	%
	659	98.07	13	1.93

### Average Performance of Students in Language (%)

Overall	Gender		Area		Management		Social Group			
	Male	Female	Rural	Urban	Govt.	Aided	SC	ST	OBC	GEN
53.21	52.39	53.95	53.21	0.00	53.05	61.54	60.00	51.79	59.27	51.20

### Performance on Learning Outcomes (LOs)

Learning Outcomes	Description	Average Performance(%)
L813	Read textual/non-textual materials with comprehension and identifies the details, characters, main idea and sequence of ideas and events while reading	53.21

Range of Performance of Students who Answered Correctly							
Below 30%		30% - 50%		50% - 75%		Above 75%	
Number	%	Number	%	Number	%	Number	%
100	14.88	200	29.76	268	39.88	104	15.48

### Lowest Performing Learning Outcomes (LOs)

1 - Read textual/non-textual materials with comprehension and identifies the details, characters, main idea and sequence of ideas and events while reading (53.21)